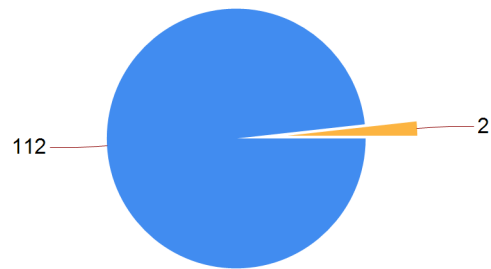


2020 Year 11 Activity Survey Analysis

Campion School

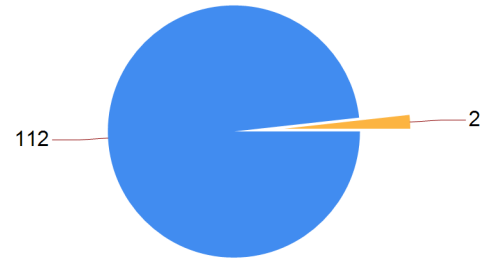
Meeting the Duty to Participate

	No. of Clients	%
Meeting the Duty to Participate	112	98.2%
Not Participating	2	1.8%
Total	114	



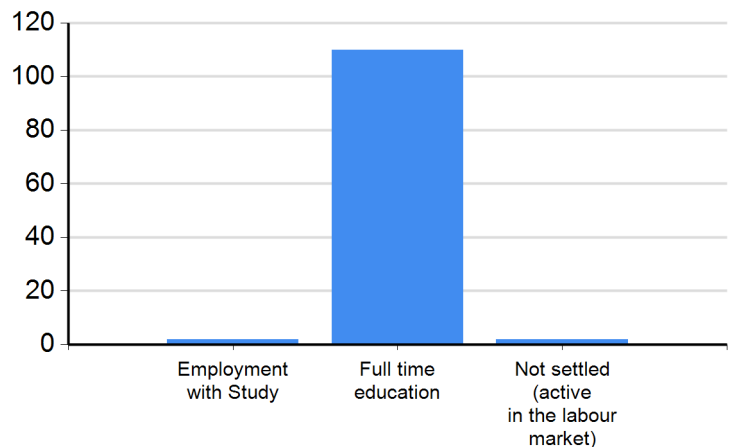
NEET Outcomes

	No. of Clients	%
EET	112	98.2%
NEET	2	1.8%
Total	114	



DfE Destination Groups

	No. of Clients	%
Employment with Study	2	1.8%
Full time education	110	96.5%
Not settled (active in the labour market)	2	1.8%
Total	114	



List of Destinations

	No. of Clients	%
2.01 School Sixth Form	59	51.8%
2.02 Sixth Form College	1	0.9%
2.03 Further Education	50	43.9%
3.08 Employment combined with accredited training/part time study	2	1.8%
4.01 Seeking employment - educ or trng only	2	1.8%
Total	114	

Of those remaining in Sixth Form...

	No. of Clients	%
...remains in own sixth form	55	93.2%
...chose to attend a different school	4	6.8%
Total	59	